





District Health Assessment for Multiple District 101 through December 2024

		Clubs							Membership							Member Strength		Cancellation		Reports			Finance	Leadership			
District Name	Status/ Number of Months in Status *	Active Clubs	Clubs in Status Quo	Total Clubs	% Status Quo Clubs in Financial Suspension	New Clubs	Cancelled Clubs	YTD Net Club Gain/ Loss	Current Members In Active Clubs	Current Members In Status Quo Clubs	Current Total Members Count	YTD Add	YTD Drop	YTD NetGrowth (includes Active and Status Quo)	YTD NetGrowth% (includes Active and Status Quo)	Member Count 12 Months Ago	Average Member Count Per Club	% of Clubs with less than 20 members	Average Cancelled Club Age	Members Lost Due to Cancelled Clubs	% of Clubs Reporting Service	% No MMR in 3 Months	% No Officer Report in 12 months	% of Clubs with balance 90+ days	Number of Zone Chairs Recorded	Number of Region Chairs Recorded	District Officers Vacancies **
101 M	T(24)	60	0	60	0%	0	1	-1	1064	0	1064	46	34	12	1.14%	1,106	18	67%	65	0	7%	52%	2%	2%	8	0	
101 N	T(24)	35	0	35	0%	0	2	-2	748	0	748	29	76	-47	-5.91%	816	21	51%	62	21	9%	49%	6%	0%	11	0	
101 O	T(19)	53	0	53	0%	0	2	-2	1166	0	1166	26	76	-50	-4.11%	1,209	22	47%	68	33	13%	47%	0%	2%	7	0	2nd VDG
101 S		83	0	83	0%	0	0	0	2153	0	2153	101	110	-9	-0.42%	2,159	26	31%	0	0	4%	33%	0%	0%	8	0	
101 V		70	0	70	0%	0	0	0	1637	0	1637	47	75	-28	-1.68%	1,653	23	46%	0	0	6%	40%	0%	3%	2	0	
		301	0	301	0%	0	5	-5	6768	0	6768	249	371	-122	-1.77%	6,943	22	47%	65	54	7%	43%	1%	1%	36	0	



District Health Assessment for Multiple District 102 through December 2024

		Clubs							Membership							Member Strength		Cancellation		Reports			Finance	Leadership			
District Name	Status/ Number of Months in Status *	Active Clubs	Clubs in Status Quo	Total Clubs	% Status Quo Clubs in Financial Suspension	New Clubs	Cancelled Clubs	YTD Net Club Gain/Loss	Current Members In Active Clubs	Current Members In Status Quo Clubs	Current Total Members Count	YTD Add	YTD Drop	YTD NetGrowth (includes Active and Status Quo)	YTD NetGrowth% (includes Active and Status Quo)	Member Count 12 Months Ago	Average Member Count Per Club	% of Clubs with less than 20 members	Average Cancelled Club Age	Members Lost Due to Cancelled Clubs	% of Clubs Reporting Service	% No MMR in 3 Months	% No Officer Report in 12 months	% of Clubs with balance 90+ days	Number of Zone Chairs Recorded	Number of Region Chairs Recorded	District Officers Vacancies **
102 W		107	0	107	0%	0	1	-1	3928	0	3928	105	120	-15	-0.38%	3,962	37	7%	8	0	47%	0%	0%	2%	13	3	GMT
102 E		95	0	95	0%	0	0	0	3320	0	3320	69	70	-1	-0.03%	3,316	35	3%	0	0	61%	0%	0%	1%	15	3	
102 C		72	0	72	0%	1	0	1	3039	0	3039	89	78	11	0.36%	2,992	42	0%	0	0	40%	0%	0%	0%	8	2	
		274	0	274	0%	1	1	0	10287	0	10287	263	268	-5	-0.05%	10,270	38	4%	8	0	50%	0%	0%	1%	36	8	




District Health Assessment for Multiple District 103 through December 2024

		Clubs							Membership							Member Strength		Cancellation		Reports			Finance		Leadership		
District Name	Status/ Number of Months in Status *	Active Clubs	Clubs in Status Quo	Total Clubs	% Status Quo Clubs in Financial Suspension	New Clubs	Cancelled Clubs	YTD Net Club Gain/ Loss	Current Members In Active Clubs	Current Members In Status Quo Clubs	Current Total Members Count	YTD Add	YTD Drop	YTD NetGrowth (includes Active and Status Quo)	YTD NetGrowth% (includes Active and Status Quo)	Member Count 12 Months Ago	Average Member Count Per Club	% of Clubs with less than 20 members	Average Cancelled Club Age	Members Lost Due to Cancelled Clubs	% of Clubs Reporting Service	% No MMR in 3 Months	% No Officer Report in 12 months	% of Clubs with balance 90+ days	Number of Zone Chairs Recorded	Number of Region Chairs Recorded	District Officers Vacancies **
103 N		103	0	103	0%	1	0	1	2030	0	2030	108	89	19	0.94%	1,968	20	50%	0	0	17%	1%	0%	19%	16	0	
103NIE		72	0	72	0%	0	0	0	1453	0	1453	47	61	-14	-0.95%	1,463	20	50%	0	0	25%	0%	0%	17%	11	0	
103 E		117	0	117	0%	0	0	0	2266	0	2266	74	104	-30	-1.31%	2,233	19	57%	0	0	32%	2%	0%	11%	18	0	
103 C		71	0	71	0%	0	1	-1	1360	0	1360	51	47	4	0.29%	1,365	19	58%	46	0	28%	6%	1%	13%	11	0	
103CC	T(12)	66	0	66	0%	0	1	-1	1232	0	1232	54	78	-24	-1.91%	1,197	19	67%	62	0	32%	0%	3%	2%	12	0	
103CE		61	0	61	0%	0	1	-1	1274	0	1274	38	65	-27	-2.08%	1,323	21	48%	68	0	31%	8%	0%	10%	9	3	
103CS		86	0	86	0%	0	1	-1	2013	0	2013	84	98	-14	-0.69%	2,012	23	41%	6	0	30%	7%	0%	0%	17	0	
103CW		76	0	76	0%	1	0	1	1475	0	1475	91	76	15	1.03%	1,452	19	59%	0	0	47%	1%	1%	21%	12	0	
103SE	T(1)	62	0	62	0%	0	6	-6	1241	0	1241	52	64	-12	-0.96%	1,318	20	58%	15	0	29%	0%	0%	0%	12	0	
103 S		110	0	110	0%	0	1	-1	2111	0	2111	113	94	19	0.91%	2,059	19	55%	7	0	31%	3%	0%	0%	14	0	
103SW		83	0	83	0%	0	1	-1	1506	0	1506	49	91	-42	-2.71%	1,546	18	65%	10	0	34%	4%	1%	2%	13	0	
103 W		76	0	76	0%	0	1	-1	1519	0	1519	49	79	-30	-1.94%	1,505	20	51%	24	0	18%	5%	1%	24%	11	0	
103IE	T(24)	50	0	50	0%	0	2	-2	852	0	852	54	57	-3	-0.35%	849	17	62%	30	1	34%	4%	6%	4%	0	0	
103IP	T(24)	39	0	39	0%	0	1	-1	539	0	539	12	42	-30	-5.27%	621	14	77%	1	0	15%	13%	5%	5%	4	0	
103IW		80	0	80	0%	1	1	0	1299	0	1299	55	92	-37	-2.77%	1,321	16	69%	69	0	23%	0%	0%	0%	10	0	
		1152	0	1152	0%	3	17	-14	22170	0	22170	931	1137	-206	-0.92%	22,232	19	57%	26	1	29%	3%	1%	9%	170	3	




District Health Assessment for Multiple District 103 through December 2024

		Clubs							Membership							Member Strength		Cancellation		Reports			Finance	Leadership			
District Name	Status/ Number of Months in Status *	Active Clubs	Clubs in Status Quo	Total Clubs	% Status Quo Clubs in Financial Suspension	New Clubs	Cancelled Clubs	YTD Net Club Gain/Loss	Current Members In Active Clubs	Current Members In Status Quo Clubs	Current Total Members Count	YTD Add	YTD Drop	YTD NetGrowth (includes Active and Status Quo)	YTD NetGrowth% (includes Active and Status Quo)	Member Count 12 Months Ago	Average Member Count Per Club	% of Clubs with less than 20 members	Average Cancelled Club Age	Members Lost Due to Cancelled Clubs	% of Clubs Reporting Service	% No MMR in 3 Months	% No Officer Report in 12 months	% of Clubs with balance 90+ days	Number of Zone Chairs Recorded	Number of Region Chairs Recorded	District Officers Vacancies **
104 A	T(24)	50	0	50	0%	0	2	-2	1014	0	1014	37	74	-37	-3.52%	1,094	20	50%	52	10	16%	44%	30%	2%	6	0	
104 B		64	0	64	0%	0	0	0	1562	0	1562	54	62	-8	-0.51%	1,572	24	38%	0	0	55%	34%	8%	3%	11	0	
104 C		63	0	63	0%	0	4	-4	1366	0	1366	32	89	-57	-4.01%	1,414	22	44%	50	35	30%	37%	30%	0%	9	0	
104 D		73	0	73	0%	0	1	-1	1587	0	1587	36	101	-65	-3.93%	1,657	22	45%	66	23	48%	34%	18%	4%	9	0	
104 E		77	0	77	0%	0	0	0	1829	0	1829	53	114	-61	-3.23%	1,883	24	36%	0	0	29%	27%	17%	4%	9	0	GMT
		327	0	327	0%	0	7	-7	7358	0	7358	212	440	-228	-3.01%	7,620	23	42%	53	68	36%	35%	20%	3%	44	0	




District Health Assessment for Multiple District 105 through December 2024

		Clubs							Membership							Member Strength		Cancellation		Reports			Finance	Leadership			
District Name	Status/ Number of Months in Status *	Active Clubs	Clubs in Status Quo	Total Clubs	% Status Quo Clubs in Financial Suspension	New Clubs	Cancelled Clubs	YTD Net Club Gain/Loss	Current Members In Active Clubs	Current Members In Status Quo Clubs	Current Total Members Count	YTD Add	YTD Drop	YTD NetGrowth (includes Active and Status Quo)	YTD NetGrowth% (includes Active and Status Quo)	Member Count 12 Months Ago	Average Member Count Per Club	% of Clubs with less than 20 members	Average Cancelled Club Age	Members Lost Due to Cancelled Clubs	% of Clubs Reporting Service	% No MMR in 3 Months	% No Officer Report in 12 months	% of Clubs with balance 90+ days	Number of Zone Chairs Recorded	Number of Region Chairs Recorded	District Officers Vacancies **
105 A	T(10)	66	0	66	0%	0	0	0	1227	0	1227	102	82	20	1.66%	1,265	19	61%	0	0	74%	36%	0%	9%	11	0	
105CE		81	0	81	0%	0	0	0	1366	0	1366	52	78	-26	-1.87%	1,444	17	64%	0	0	46%	47%	0%	4%	15	6	
105CN	T(24)	78	0	78	0%	0	1	-1	1030	0	1030	38	61	-23	-2.18%	1,096	13	81%	61	3	33%	47%	9%	1%	18	0	1st VDG,2nd VDG
105CW		91	0	91	0%	3	5	-2	1641	0	1641	234	176	58	3.66%	1,520	18	63%	45	21	78%	42%	1%	8%	16	4	
105 N	T(24)	66	0	66	0%	0	3	-3	955	0	955	44	62	-18	-1.85%	1,029	14	76%	32	0	50%	50%	0%	5%	10	0	
105SC	T(24)	51	0	51	0%	0	2	-2	978	0	978	61	82	-21	-2.10%	1,036	19	63%	44	1	55%	29%	0%	0%	8	0	
105SE	T(24)	50	0	50	0%	0	0	0	1052	0	1052	30	61	-31	-2.86%	1,094	21	54%	0	0	24%	48%	2%	2%	7	2	
105SW	T(24)	52	0	52	0%	0	0	0	905	0	905	63	62	1	0.11%	948	17	65%	0	0	52%	29%	0%	0%	9	0	
		535	0	535	0%	3	11	-8	9154	0	9154	624	664	-40	-0.44%	9,432	17	66%	43	25	53%	42%	2%	4%	94	12	




District Health Assessment for Multiple District 106 through December 2024

		Clubs							Membership							Member Strength		Cancellation		Reports			Finance	Leadership			
District Name	Status/ Number of Months in Status *	Active Clubs	Clubs in Status Quo	Total Clubs	% Status Quo Clubs in Financial Suspension	New Clubs	Cancelled Clubs	YTD Net Club Gain/Loss	Current Members In Active Clubs	Current Members In Status Quo Clubs	Current Total Members Count	YTD Add	YTD Drop	YTD NetGrowth (includes Active and Status Quo)	YTD NetGrowth% (includes Active and Status Quo)	Member Count 12 Months Ago	Average Member Count Per Club	% of Clubs with less than 20 members	Average Cancelled Club Age	Members Lost Due to Cancelled Clubs	% of Clubs Reporting Service	% No MMR in 3 Months	% No Officer Report in 12 months	% of Clubs with balance 90+ days	Number of Zone Chairs Recorded	Number of Region Chairs Recorded	District Officers Vacancies **
106 A	T(24)	80	0	80	0%	0	0	0	1124	0	1124	32	59	-27	-2.35%	1,172	14	81%	0	0	4%	43%	0%	0%	14	0	
106 B		108	0	108	0%	0	0	0	2383	0	2383	84	93	-9	-0.38%	2,368	22	37%	0	0	9%	30%	0%	0%	12	0	
106 C	T(23)	68	0	68	0%	0	0	0	1192	0	1192	42	53	-11	-0.91%	1,218	18	56%	0	0	7%	32%	0%	0%	4	1	
		256	0	256	0%	0	0	0	4699	0	4699	158	205	-47	-0.99%	4,758	18	56%	0	0	7%	34%	0%	0%	30	1	




District Health Assessment for Multiple District 107 through December 2024

		Clubs							Membership							Member Strength		Cancellation		Reports			Finance	Leadership			
District Name	Status/ Number of Months in Status *	Active Clubs	Clubs in Status Quo	Total Clubs	% Status Quo Clubs in Financial Suspension	New Clubs	Cancelled Clubs	YTD Net Club Gain/Loss	Current Members In Active Clubs	Current Members In Status Quo Clubs	Current Total Members Count	YTD Add	YTD Drop	YTD NetGrowth (includes Active and Status Quo)	YTD NetGrowth% (includes Active and Status Quo)	Member Count 12 Months Ago	Average Member Count Per Club	% of Clubs with less than 20 members	Average Cancelled Club Age	Members Lost Due to Cancelled Clubs	% of Clubs Reporting Service	% No MMR in 3 Months	% No Officer Report in 12 months	% of Clubs with balance 90+ days	Number of Zone Chairs Recorded	Number of Region Chairs Recorded	District Officers Vacancies **
107 A		75	0	75	0%	0	2	-2	1756	0	1756	44	78	-34	-1.90%	1,840	23	35%	39	0	47%	45%	1%	4%	14	4	
107 B	T(24)	41	0	41	0%	0	0	0	792	0	792	15	19	-4	-0.50%	811	19	54%	0	0	54%	44%	0%	0%	8	3	
107 C		74	0	74	0%	0	1	-1	1753	0	1753	59	48	11	0.63%	1,815	24	31%	64	0	46%	46%	0%	0%	11	0	
107 D	T(8)	50	0	50	0%	0	2	-2	1180	0	1180	42	45	-3	-0.25%	1,211	24	40%	18	0	60%	42%	0%	2%	9	0	
107 E		67	0	67	0%	0	1	-1	1408	0	1408	24	30	-6	-0.42%	1,424	21	46%	19	0	64%	49%	0%	0%	11	0	
107 F		55	0	55	0%	0	0	0	1293	0	1293	23	38	-15	-1.15%	1,314	24	27%	0	0	47%	51%	0%	0%	9	4	
107 G	T(24)	47	0	47	0%	0	4	-4	922	0	922	23	37	-14	-1.50%	993	20	53%	50	11	62%	51%	0%	2%	0	0	2nd VDG
107 H	T(24)	39	0	39	0%	0	2	-2	961	0	961	45	40	5	0.52%	974	25	23%	47	12	100%	18%	0%	3%	8	0	
107 I	T(24)	44	0	44	0%	0	1	-1	832	0	832	21	27	-6	-0.72%	868	19	61%	52	0	55%	41%	0%	0%	8	3	
107 K	T(24)	38	0	38	0%	0	0	0	889	0	889	24	47	-23	-2.52%	893	23	32%	0	0	71%	47%	3%	0%	7	4	
107 L	T(24)	34	0	34	0%	0	0	0	794	0	794	23	23	0	0.00%	781	23	38%	0	0	79%	41%	0%	0%	8	4	
107 M	T(1)	55	0	55	0%	0	0	0	1247	0	1247	23	55	-32	-2.50%	1,293	23	36%	0	0	73%	53%	0%	2%	11	4	
107 N		66	0	66	0%	0	0	0	1332	0	1332	30	39	-9	-0.67%	1,370	20	56%	0	0	62%	42%	0%	0%	12	0	
107 O	T(24)	50	0	50	0%	0	0	0	886	0	886	20	22	-2	-0.23%	918	18	62%	0	0	40%	50%	4%	2%	8	0	
		735	0	735	0%	0	13	-13	16045	0	16045	416	548	-132	-0.82%	16,505	22	42%	42	23	59%	45%	1%	1%	124	26	




District Health Assessment for Multiple District 107 through December 2024

		Clubs							Membership							Member Strength		Cancellation		Reports			Finance	Leadership			
District Name	Status/ Number of Months in Status *	Active Clubs	Clubs in Status Quo	Total Clubs	% Status Quo Clubs in Financial Suspension	New Clubs	Cancelled Clubs	YTD Net Club Gain/Loss	Current Members In Active Clubs	Current Members In Status Quo Clubs	Current Total Members Count	YTD Add	YTD Drop	YTD NetGrowth (includes Active and Status Quo)	YTD NetGrowth% (includes Active and Status Quo)	Member Count 12 Months Ago	Average Member Count Per Club	% of Clubs with less than 20 members	Average Cancelled Club Age	Members Lost Due to Cancelled Clubs	% of Clubs Reporting Service	% No MMR in 3 Months	% No Officer Report in 12 months	% of Clubs with balance 90+ days	Number of Zone Chairs Recorded	Number of Region Chairs Recorded	District Officers Vacancies **
108IA1		73	0	73	0%	0	0	0	2085	0	2085	82	53	29	1.41%	2,032	29	34%	0	0	74%	48%	0%	12%	13	4	
108IA2		68	0	68	0%	0	2	-2	1853	0	1853	62	67	-5	-0.27%	1,830	27	31%	24	0	65%	37%	7%	4%	0	0	
108IA3		64	0	64	0%	0	0	0	1969	0	1969	44	65	-21	-1.06%	1,953	31	17%	0	0	95%	47%	0%	6%	11	0	
108IB1		98	0	98	0%	1	0	1	2476	0	2476	191	177	14	0.57%	2,528	25	31%	0	0	82%	36%	0%	4%	12	13	
108IB2		59	0	59	0%	0	0	0	1412	0	1412	50	75	-25	-1.74%	1,400	24	42%	0	0	49%	49%	0%	3%	10	0	
108IB3		74	0	74	0%	0	0	0	1652	0	1652	33	46	-13	-0.78%	1,655	22	47%	0	0	92%	57%	0%	3%	13	0	
108IB4	T(24)	49	0	49	0%	2	0	2	1148	0	1148	116	48	68	6.30%	1,070	23	39%	0	0	65%	49%	4%	10%	8	0	
108TA1		55	0	55	0%	0	0	0	1901	0	1901	78	54	24	1.28%	1,872	35	4%	0	0	67%	35%	0%	4%	8	0	
108TA2		52	0	52	0%	0	0	0	1439	0	1439	32	49	-17	-1.17%	1,412	28	29%	0	0	88%	48%	0%	4%	9	3	
108TA3		53	0	53	0%	0	1	-1	1403	0	1403	54	42	12	0.86%	1,440	26	28%	37	0	79%	42%	0%	11%	18	10	
108TB		82	0	82	0%	0	2	-2	2309	0	2309	84	115	-31	-1.32%	2,305	28	27%	30	18	71%	33%	1%	6%	26	0	
108 A		92	0	92	0%	0	0	0	3306	0	3306	122	119	3	0.09%	3,190	36	11%	0	0	66%	15%	0%	12%	14	7	
108AB		96	0	96	0%	0	2	-2	2743	0	2743	109	177	-68	-2.42%	2,647	29	25%	13	24	93%	36%	0%	5%	19	6	
108 L		130	0	130	0%	0	1	-1	3224	0	3224	139	152	-13	-0.40%	3,223	25	38%	30	25	94%	35%	0%	4%	26	9	
108 LA		92	0	92	0%	2	1	1	2989	0	2989	149	145	4	0.13%	2,972	32	16%	52	20	68%	34%	0%	14%	14	7	
108 YA		135	2	137	100%	1	3	-2	3444	17	3461	284	303	-19	-0.55%	3,468	26	40%	21	47	87%	40%	0%	26%	28	11	




District Health Assessment for Multiple District 108 through December 2024

		Clubs							Membership							Member Strength		Cancellation		Reports			Finance	Leadership			
District Name	Status/ Number of Months in Status *	Active Clubs	Clubs in Status Quo	Total Clubs	% Status Quo Clubs in Financial Suspension	New Clubs	Cancelled Clubs	YTD Net Club Gain/ Loss	Current Members In Active Clubs	Current Members In Status Quo Clubs	Current Total Members Count	YTD Add	YTD Drop	YTD NetGrowth (includes Active and Status Quo)	YTD NetGrowth% (includes Active and Status Quo)	Member Count 12 Months Ago	Average Member Count Per Club	% of Clubs with less than 20 members	Average Cancelled Club Age	Members Lost Due to Cancelled Clubs	% of Clubs Reporting Service	% No MMR in 3 Months	% No Officer Report in 12 months	% of Clubs with balance 90+ days	Number of Zone Chairs Recorded	Number of Region Chairs Recorded	District Officers Vacancies **
108 YB		120	0	120	0%	3	1	2	3908	0	3908	322	244	78	2.04%	3,747	33	22%	53	11	93%	20%	0%	16%	29	10	
		1392	2	1394	100%	9	13	-4	39261	17	39278	1951	1931	20	0.05%	38,744	28	29%	28	145	80%	37%	1%	10%	258	80	




District Health Assessment for Multiple District 109 through December 2024

 Status/ District Name Number of Months in Status *		Clubs							Membership							Member Strength		Cancellation		Reports			Finance	Leadership			
		Active Clubs	Clubs in Status Quo	Total Clubs	% Status Quo Clubs in Financial Suspension	New Clubs	Cancelled Clubs	YTD Net Club Gain/ Loss	Current Members In Active Clubs	Current Members In Status Quo Clubs	Current Total Members Count	YTD Add	YTD Drop	YTD NetGrowth (includes Active and Status Quo)	YTD NetGrowth% (includes Active and Status Quo)	Member Count 12 Months Ago	Average Member Count Per Club	% of Clubs with less than 20 members	Average Cancelled Club Age	Members Lost Due to Cancelled Clubs	% of Clubs Reporting Service	% No MMR in 3 Months	% No Officer Report in 12 months	% of Clubs with balance 90+ days	Number of Zone Chairs Recorded	Number of Region Chairs Recorded	District Officers Vacancies **
109 A	T(22)	43	1	44	100%	0	4	-4	1047	11	1058	50	56	-6	-0.56%	1,091	24	43%	52	10	41%	36%	2%	34%	4	0	GST
109 B	T(24)	29	0	29	0%	0	0	0	650	0	650	10	25	-15	-2.26%	675	22	34%	0	0	52%	41%	7%	21%	2	0	2nd VDG, GLT
		72	1	73	100%	0	4	-4	1697	11	1708	60	81	-21	-1.21%	1,766	24	40%	52	10	45%	38%	4%	29%	6	0	



District Health Assessment for Multiple District 110 through December 2024

		Clubs							Membership							Member Strength		Cancellation		Reports			Finance	Leadership			
District Name	Status/ Number of Months in Status *	Active Clubs	Clubs in Status Quo	Total Clubs	% Status Quo Clubs in Financial Suspension	New Clubs	Cancelled Clubs	YTD Net Club Gain/Loss	Current Members In Active Clubs	Current Members In Status Quo Clubs	Current Total Members Count	YTD Add	YTD Drop	YTD NetGrowth (includes Active and Status Quo)	YTD NetGrowth% (includes Active and Status Quo)	Member Count 12 Months Ago	Average Member Count Per Club	% of Clubs with less than 20 members	Average Cancelled Club Age	Members Lost Due to Cancelled Clubs	% of Clubs Reporting Service	% No MMR in 3 Months	% No Officer Report in 12 months	% of Clubs with balance 90+ days	Number of Zone Chairs Recorded	Number of Region Chairs Recorded	District Officers Vacancies **
110AN	T(20)	58	0	58	0%	0	0	0	1216	0	1216	55	58	-3	-0.25%	1,238	21	48%	0	0	0%	28%	0%	12%	0	0	GST
110AZ		71	0	71	0%	0	0	0	1809	0	1809	66	90	-24	-1.31%	1,816	25	23%	0	0	1%	30%	0%	17%	0	0	GLT,GMT,GST
110BN		69	0	69	0%	0	1	-1	1585	0	1585	48	72	-24	-1.49%	1,623	23	29%	30	0	0%	33%	7%	17%	0	0	GLT,GMT,GST
110BZ		71	0	71	0%	0	1	-1	1740	0	1740	49	66	-17	-0.97%	1,794	25	31%	9	0	0%	32%	1%	6%	0	0	GLT,GMT,GST
110CO		79	0	79	0%	0	0	0	1766	0	1766	66	65	1	0.06%	1,765	22	42%	0	0	0%	38%	1%	15%	0	0	GLT,GST
110CW		69	0	69	0%	0	0	0	1588	0	1588	60	76	-16	-1.00%	1,647	23	30%	0	0	0%	33%	4%	10%	0	0	GLT,GMT,GST
		417	0	417	0%	0	2	-2	9704	0	9704	344	427	-83	-0.85%	9,883	23	34%	19	0	0%	33%	2%	13%	0	0	



District Health Assessment for Multiple District 111 through December 2024

District Name	Status/ Number of Months in Status *	Clubs							Membership							Member Strength		Cancellation		Reports			Finance		Leadership		
		Active Clubs	Clubs in Status Quo	Total Clubs	% Status Quo Clubs in Financial Suspension	New Clubs	Cancelled Clubs	YTD Net Club Gain/Loss	Current Members In Active Clubs	Current Members In Status Quo Clubs	Current Total Members Count	YTD Add	YTD Drop	YTD NetGrowth (includes Active and Status Quo)	YTD NetGrowth% (includes Active and Status Quo)	Member Count 12 Months Ago	Average Member Count Per Club	% of Clubs with less than 20 members	Average Cancelled Club Age	Members Lost Due to Cancelled Clubs	% of Clubs Reporting Service	% No MMR in 3 Months	% No Officer Report in 12 months	% of Clubs with balance 90+ days	Number of Zone Chairs Recorded	Number of Region Chairs Recorded	District Officers Vacancies **
111BN		67	0	67	0%	1	0	1	2377	0	2377	82	47	35	1.49%	2,349	35	6%	0	0	0%	19%	0%	13%	0	0	
111BO		43	0	43	0%	0	0	0	1686	0	1686	30	33	-3	-0.18%	1,688	39	2%	0	0	2%	12%	0%	5%	0	0	
111MN		134	0	134	0%	0	1	-1	4211	0	4211	73	100	-27	-0.64%	4,198	31	12%	25	10	0%	34%	0%	10%	0	0	
111MS		116	0	116	0%	1	0	1	4035	0	4035	112	86	26	0.65%	4,017	35	4%	0	0	0%	24%	0%	18%	0	0	
111NB		60	0	60	0%	0	0	0	1970	0	1970	43	54	-11	-0.56%	1,990	33	5%	0	0	0%	23%	0%	25%	0	0	
111NW		77	0	77	0%	0	0	0	2483	0	2483	44	34	10	0.40%	2,443	32	6%	0	0	0%	27%	0%	18%	0	0	
111 N		108	0	108	0%	0	0	0	3452	0	3452	59	55	4	0.12%	3,458	32	11%	0	0	0%	29%	0%	12%	0	0	
111RN		72	0	72	0%	0	1	-1	2384	0	2384	57	52	5	0.21%	2,376	33	11%	12	1	0%	26%	0%	17%	0	0	
111RS		84	0	84	0%	0	0	0	2523	0	2523	53	49	4	0.16%	2,509	30	14%	0	0	0%	27%	0%	19%	0	0	
111WL		107	0	107	0%	1	0	1	3758	0	3758	70	61	9	0.24%	3,741	35	5%	0	0	0%	33%	0%	12%	0	0	
111WR		89	0	89	0%	0	0	0	3238	0	3238	62	46	16	0.50%	3,208	36	3%	0	0	1%	22%	0%	19%	0	0	
111BS		108	0	108	0%	0	0	0	3578	0	3578	74	66	8	0.22%	3,511	33	9%	0	0	0%	25%	0%	6%	0	0	2nd VDG
111NH		93	0	93	0%	0	0	0	3065	0	3065	77	58	19	0.62%	3,047	33	10%	0	0	0%	18%	0%	28%	0	0	
111SW		44	0	44	0%	0	0	0	1591	0	1591	32	32	0	0.00%	1,553	36	5%	0	0	0%	2%	0%	14%	0	0	GMT
111SM		96	0	96	0%	0	0	0	3538	0	3538	64	60	4	0.11%	3,518	37	9%	0	0	0%	20%	0%	10%	0	0	
111SN		62	0	62	0%	0	0	0	2031	0	2031	54	31	23	1.15%	1,974	33	10%	0	0	0%	18%	0%	10%	0	0	2nd VDG




District Health Assessment for Multiple District 111 through December 2024

District Name	Status/ Number of Months in Status *	Clubs							Membership							Member Strength		Cancellation		Reports			Finance	Leadership			
		Active Clubs	Clubs in Status Quo	Total Clubs	% Status Quo Clubs in Financial Suspension	New Clubs	Cancelled Clubs	YTD Net Club Gain/Loss	Current Members In Active Clubs	Current Members In Status Quo Clubs	Current Total Members Count	YTD Add	YTD Drop	YTD NetGrowth (includes Active and Status Quo)	YTD NetGrowth% (includes Active and Status Quo)	Member Count 12 Months Ago	Average Member Count Per Club	% of Clubs with less than 20 members	Average Cancelled Club Age	Members Lost Due to Cancelled Clubs	% of Clubs Reporting Service	% No MMR in 3 Months	% No Officer Report in 12 months	% of Clubs with balance 90+ days	Number of Zone Chairs Recorded	Number of Region Chairs Recorded	District Officers Vacancies **
111ON		81	0	81	0%	0	2	-2	1985	0	1985	62	44	18	0.92%	2,030	25	27%	30	5	0%	26%	0%	15%	0	0	
111OS		73	0	73	0%	0	0	0	1656	0	1656	29	32	-3	-0.18%	1,665	23	37%	0	0	0%	47%	0%	11%	0	0	
111OM		69	0	69	0%	0	0	0	1861	0	1861	51	51	0	0.00%	1,833	27	16%	0	0	0%	30%	0%	16%	0	0	GST
		1583	0	1583	0%	3	4	-1	51422	0	51422	1128	991	137	0.27%	51,108	32	11%	24	16	0%	26%	0%	15%	0	0	




District Health Assessment for Multiple District 112 through December 2024

		Clubs							Membership							Member Strength		Cancellation		Reports			Finance		Leadership		
District Name	Status/ Number of Months in Status *	Active Clubs	Clubs in Status Quo	Total Clubs	% Status Quo Clubs in Financial Suspension	New Clubs	Cancelled Clubs	YTD Net Club Gain/Loss	Current Members In Active Clubs	Current Members In Status Quo Clubs	Current Total Members Count	YTD Add	YTD Drop	YTD NetGrowth (includes Active and Status Quo)	YTD NetGrowth% (includes Active and Status Quo)	Member Count 12 Months Ago	Average Member Count Per Club	% of Clubs with less than 20 members	Average Cancelled Club Age	Members Lost Due to Cancelled Clubs	% of Clubs Reporting Service	% No MMR in 3 Months	% No Officer Report in 12 months	% of Clubs with balance 90+ days	Number of Zone Chairs Recorded	Number of Region Chairs Recorded	District Officers Vacancies **
112 A		55	0	55	0%	0	0	0	1966	0	1966	42	55	-13	-0.66%	1,963	36	5%	0	0	15%	0%	0%	2%	0	0	
112 B		63	0	63	0%	0	1	-1	1821	0	1821	49	69	-20	-1.09%	1,841	29	25%	38	12	16%	0%	0%	0%	9	3	GST
112 C	T(24)	49	0	49	0%	0	3	-3	829	0	829	30	60	-30	-3.49%	893	17	67%	30	16	8%	0%	0%	0%	0	0	
112 D		91	1	92	100%	0	2	-2	2133	11	2144	50	82	-32	-1.47%	2,194	23	41%	50	11	9%	0%	0%	1%	0	0	
		258	1	259	100%	0	6	-6	6749	11	6760	171	266	-95	-1.39%	6,891	26	35%	38	39	12%	0%	0%	1%	9	3	



District Health Assessment for Multiple District 114 through December 2024

		Clubs							Membership							Member Strength		Cancellation		Reports			Finance	Leadership			
District Name	Status/ Number of Months in Status *	Active Clubs	Clubs in Status Quo	Total Clubs	% Status Quo Clubs in Financial Suspension	New Clubs	Cancelled Clubs	YTD Net Club Gain/Loss	Current Members In Active Clubs	Current Members In Status Quo Clubs	Current Total Members Count	YTD Add	YTD Drop	YTD NetGrowth (includes Active and Status Quo)	YTD NetGrowth% (includes Active and Status Quo)	Member Count 12 Months Ago	Average Member Count Per Club	% of Clubs with less than 20 members	Average Cancelled Club Age	Members Lost Due to Cancelled Clubs	% of Clubs Reporting Service	% No MMR in 3 Months	% No Officer Report in 12 months	% of Clubs with balance 90+ days	Number of Zone Chairs Recorded	Number of Region Chairs Recorded	District Officers Vacancies **
114 W		88	0	88	0%	0	0	0	3005	0	3005	64	55	9	0.30%	3,002	34	11%	0	0	23%	0%	0%	0%	0	0	
114 O		71	0	71	0%	0	3	-3	2192	0	2192	32	94	-62	-2.75%	2,241	31	20%	30	52	4%	0%	0%	1%	0	0	
114 M		93	0	93	0%	0	0	0	3336	0	3336	59	69	-10	-0.30%	3,292	36	2%	0	0	45%	0%	0%	5%	0	0	
		252	0	252	0%	0	3	-3	8533	0	8533	155	218	-63	-0.73%	8,535	34	10%	30	52	26%	0%	0%	2%	0	0	




District Health Assessment for Multiple District 115 through December 2024

District Name	Status/ Number of Months in Status *	Clubs							Membership							Member Strength		Cancellation		Reports			Finance		Leadership		
		Active Clubs	Clubs in Status Quo	Total Clubs	% Status Quo Clubs in Financial Suspension	New Clubs	Cancelled Clubs	YTD Net Club Gain/Loss	Current Members In Active Clubs	Current Members In Status Quo Clubs	Current Total Members Count	YTD Add	YTD Drop	YTD NetGrowth (includes Active and Status Quo)	YTD NetGrowth% (includes Active and Status Quo)	Member Count 12 Months Ago	Average Member Count Per Club	% of Clubs with less than 20 members	Average Cancelled Club Age	Members Lost Due to Cancelled Clubs	% of Clubs Reporting Service	% No MMR in 3 Months	% No Officer Report in 12 months	% of Clubs with balance 90+ days	Number of Zone Chairs Recorded	Number of Region Chairs Recorded	District Officers Vacancies **
115CN	T(24)	32	1	33	100%	0	0	0	1133	13	1146	24	18	6	0.53%	1,137	35	21%	0	0	55%	58%	9%	18%	11	0	
115CS	T(24)	50	0	50	0%	0	1	-1	1200	0	1200	36	57	-21	-1.72%	1,200	24	46%	44	0	32%	48%	6%	4%	18	0	
		82	1	83	100%	0	1	-1	2333	13	2346	60	75	-15	-0.64%	2,337	29	36%	44	0	41%	52%	7%	10%	29	0	




District Health Assessment for Multiple District 116 through December 2024

 Status/ District Name of Months in Status *		Clubs							Membership							Member Strength		Cancellation		Reports			Finance		Leadership		
		Active Clubs	Clubs in Status Quo	Total Clubs	% Status Quo Clubs in Financial Suspension	New Clubs	Cancelled Clubs	YTD Net Club Gain/ Loss	Current Members In Active Clubs	Current Members In Status Quo Clubs	Current Total Members Count	YTD Add	YTD Drop	YTD NetGrowth (includes Active and Status Quo)	YTD NetGrowth% (includes Active and Status Quo)	Member Count 12 Months Ago	Average Member Count Per Club	% of Clubs with less than 20 members	Average Cancelled Club Age	Members Lost Due to Cancelled Clubs	% of Clubs Reporting Service	% No MMR in 3 Months	% No Officer Report in 12 months	% of Clubs with balance 90+ days	Number of Zone Chairs Recorded	Number of Region Chairs Recorded	District Officers Vacancies **
116 A	T(24)	24	1	25	100%	0	2	-2	517	11	528	32	24	8	1.54%	529	22	44%	7	0	32%	36%	8%	12%	15	0	
116 B	T(24)	32	0	32	0%	0	3	-3	858	0	858	36	70	-34	-3.81%	845	27	50%	25	38	19%	53%	9%	6%	0	0	GLT,GST
		56	1	57	100%	0	5	-5	1375	11	1386	68	94	-26	-1.84%	1,374	25	47%	18	38	25%	46%	9%	9%	15	0	




District Health Assessment for Multiple District 117 through December 2024

 Status/ District Name Number of Months in Status *		Clubs							Membership							Member Strength		Cancellation		Reports			Finance		Leadership		
		Active Clubs	Clubs in Status Quo	Total Clubs	% Status Quo in Financial Suspension	New Clubs	Cancelled Clubs	YTD Net Club Gain/ Loss	Current Members In Active Clubs	Current Members In Status Quo Clubs	Current Total Members Count	YTD Add	YTD Drop	YTD NetGrowth (includes Active and Status Quo)	YTD NetGrowth% (includes Active and Status Quo)	Member Count 12 Months Ago	Average Member Count Per Club	% of Clubs with less than 20 members	Average Cancelled Club Age	Members Lost Due to Cancelled Clubs	% of Clubs Reporting Service	% No MMR in 3 Months	% No Officer Report in 12 months	% of Clubs with balance 90+ days	Number of Zone Chairs Recorded	Number of Region Chairs Recorded	District Officers Vacancies **
117 A	T(24)	36	0	36	0%	0	4	-4	843	0	843	41	148	-107	-11.26%	915	23	44%	12	67	36%	50%	0%	25%	9	4	
117 B	T(24)	47	0	47	0%	0	2	-2	1030	0	1030	29	98	-69	-6.28%	1,113	22	51%	17	0	51%	49%	2%	9%	11	4	
		83	0	83	0%	0	6	-6	1873	0	1873	70	246	-176	-8.59%	2,028	23	48%	14	67	45%	49%	1%	16%	20	8	




District Health Assessment for Multiple District 118 through December 2024

		Clubs							Membership							Member Strength		Cancellation		Reports			Finance	Leadership			
District Name	Status/ Number of Months in Status *	Active Clubs	Clubs in Status Quo	Total Clubs	% Status Quo Clubs in Financial Suspension	New Clubs	Cancelled Clubs	YTD Net Club Gain/Loss	Current Members In Active Clubs	Current Members In Status Quo Clubs	Current Total Members Count	YTD Add	YTD Drop	YTD NetGrowth (includes Active and Status Quo)	YTD NetGrowth% (includes Active and Status Quo)	Member Count 12 Months Ago	Average Member Count Per Club	% of Clubs with less than 20 members	Average Cancelled Club Age	Members Lost Due to Cancelled Clubs	% of Clubs Reporting Service	% No MMR in 3 Months	% No Officer Report in 12 months	% of Clubs with balance 90+ days	Number of Zone Chairs Recorded	Number of Region Chairs Recorded	District Officers Vacancies **
118 T	T(24)	27	0	27	0%	0	0	0	539	0	539	32	19	13	2.47%	508	20	52%	0	0	100%	33%	4%	0%	5	0	
118 U	T(24)	52	1	53	100%	4	0	4	1044	10	1054	173	82	91	9.45%	899	20	60%	0	0	57%	26%	8%	13%	17	0	
118 R		67	0	67	0%	1	1	0	1254	0	1254	126	196	-70	-5.29%	1,157	19	63%	4	2	75%	42%	1%	19%	15	6	
118 K	T(24)	24	0	24	0%	0	0	0	546	0	546	13	17	-4	-0.73%	553	23	38%	0	0	50%	63%	17%	8%	0	0	
118 E	T(24)	43	0	43	0%	0	1	-1	886	0	886	8	65	-57	-6.04%	847	21	49%	1	29	56%	58%	0%	14%	8	3	
118 Y	T(4)	54	0	54	0%	0	0	0	1223	0	1223	40	105	-65	-5.05%	1,223	23	35%	0	0	93%	30%	2%	7%	12	6	
		267	1	268	100%	5	2	3	5492	10	5502	392	484	-92	-1.64%	5,187	21	51%	3	31	72%	40%	4%	12%	57	15	




District Health Assessment for District 113 through December 2024

		Clubs							Membership							Member Strength		Cancellation		Reports			Finance	Leadership			
District Name	Status/ Number of Months in Status *	Active Clubs	Clubs in Status Quo	Total Clubs	% Status Quo in Financial Suspension	New Clubs	Cancelled Clubs	YTD Net Club Gain/ Loss	Current Members In Active Clubs	Current Members In Status Quo Clubs	Current Total Members Count	YTD Add	YTD Drop	YTD NetGrowth (includes Active and Status Quo)	YTD NetGrowth% (includes Active and Status Quo)	Member Count 12 Months Ago	Average Member Count Per Club	% of Clubs with less than 20 members	Average Cancelled Club Age	Members Lost Due to Cancelled Clubs	% of Clubs Reporting Service	% No MMR in 3 Months	% No Officer Report in 12 months	% of Clubs with balance 90+ days	Number of Zone Chairs Recorded	Number of Region Chairs Recorded	District Officers Vacancies **
113	P	23	0	23	0%	0	2	-2	866	0	866	25	47	-22	-2.48%	849	38	4%	15	24	91%	9%	0%	0%	8	0	
		23	0	23	0%	0	2	-2	866	0	866	25	47	-22	-2.48%	849	38	4%	15	24	91%	9%	0%	0%	8	0	




District Health Assessment for District 119 through December 2024

		Clubs							Membership							Member Strength		Cancellation		Reports			Finance	Leadership			
District Name	Status/ Number of Months in Status *	Active Clubs	Clubs in Status Quo	Total Clubs	% Status Quo in Financial Suspension	New Clubs	Cancelled Clubs	YTD Net Club Gain/Loss	Current Members In Clubs	Current Members In Status Quo Clubs	Current Total Members Count	YTD Add	YTD Drop	YTD NetGrowth (includes Active and Status Quo)	YTD NetGrowth% (includes Active and Status Quo)	Member Count 12 Months Ago	Average Member Count Per Club	% of Clubs with less than 20 members	Average Cancelled Club Age	Members Lost Due to Cancelled Clubs	% of Clubs Reporting Service	% No MMR in 3 Months	% No Officer Report in 12 months	% of Clubs with balance 90+ days	Number of Zone Chairs Recorded	Number of Region Chairs Recorded	District Officers Vacancies **
119	T(24)	38	0	38	0%	1	0	1	810	0	810	54	29	25	3.18%	778	21	53%	0	0	13%	50%	21%	0%	5	0	GST
		38	0	38	0%	1	0	1	810	0	810	54	29	25	3.18%	778	21	53%	0	0	13%	50%	21%	0%	5	0	




District Health Assessment for District 120 through December 2024

		Clubs							Membership							Member Strength		Cancellation		Reports			Finance	Leadership			
District Name	Status/ Number of Months in Status *	Active Clubs	Clubs in Status Quo	Total Clubs	% Status Quo in Financial Suspension	New Clubs	Cancelled Clubs	YTD Net Club Gain/ Loss	Current Members In Active Clubs	Current Members In Status Quo Clubs	Current Total Members Count	YTD Add	YTD Drop	YTD NetGrowth (includes Active and Status Quo)	YTD NetGrowth% (includes Active and Status Quo)	Member Count 12 Months Ago	Average Member Count Per Club	% of Clubs with less than 20 members	Average Cancelled Club Age	Members Lost Due to Cancelled Clubs	% of Clubs Reporting Service	% No MMR in 3 Months	% No Officer Report in 12 months	% of Clubs with balance 90+ days	Number of Zone Chairs Recorded	Number of Region Chairs Recorded	District Officers Vacancies **
120	T(24)	58	0	58	0%	0	2	-2	1059	0	1059	15	54	-39	-3.55%	1,111	18	50%	29	14	10%	60%	0%	2%	10	4	
		58	0	58	0%	0	2	-2	1059	0	1059	15	54	-39	-3.55%	1,111	18	50%	29	14	10%	60%	0%	2%	10	4	




District Health Assessment for District 121 through December 2024

		Clubs							Membership							Member Strength		Cancellation		Reports			Finance	Leadership			
District Name	Status/ Number of Months in Status *	Active Clubs	Clubs in Status Quo	Total Clubs	% Status Quo in Financial Suspension	New Clubs	Cancelled Clubs	YTD Net Club Gain/ Loss	Current Members In Active Clubs	Current Members In Status Quo Clubs	Current Total Members Count	YTD Add	YTD Drop	YTD NetGrowth (includes Active and Status Quo)	YTD NetGrowth% (includes Active and Status Quo)	Member Count 12 Months Ago	Average Member Count Per Club	% of Clubs with less than 20 members	Average Cancelled Club Age	Members Lost Due to Cancelled Clubs	% of Clubs Reporting Service	% No MMR in 3 Months	% No Officer Report in 12 months	% of Clubs with balance 90+ days	Number of Zone Chairs Recorded	Number of Region Chairs Recorded	District Officers Vacancies **
121	T(24)	46	0	46	0%	0	1	-1	917	0	917	26	21	5	0.55%	891	20	50%	20	0	13%	61%	0%	4%	8	0	
		46	0	46	0%	0	1	-1	917	0	917	26	21	5	0.55%	891	20	50%	20	0	13%	61%	0%	4%	8	0	




District Health Assessment for District 122 through December 2024

		Clubs							Membership							Member Strength		Cancellation		Reports			Finance	Leadership			
District Name	Status/ Number of Months in Status *	Active Clubs	Clubs in Status Quo	Total Clubs	% Status Quo in Financial Suspension	New Clubs	Cancelled Clubs	YTD Net Club Gain/Loss	Current Members In Clubs	Current Members In Status Quo Clubs	Current Total Members Count	YTD Add	YTD Drop	YTD NetGrowth (includes Active and Status Quo)	YTD NetGrowth% (includes Active and Status Quo)	Member Count 12 Months Ago	Average Member Count Per Club	% of Clubs with less than 20 members	Average Cancelled Club Age	Members Lost Due to Cancelled Clubs	% of Clubs Reporting Service	% No MMR in 3 Months	% No Officer Report in 12 months	% of Clubs with balance 90+ days	Number of Zone Chairs Recorded	Number of Region Chairs Recorded	District Officers Vacancies **
122	P	36	0	36	0%	1	1	0	659	0	659	33	35	-2	-0.30%	626	18	53%	35	4	14%	69%	6%	0%	11	2	
		36	0	36	0%	1	1	0	659	0	659	33	35	-2	-0.30%	626	18	53%	35	4	14%	69%	6%	0%	11	2	




District Health Assessment for District 123 through December 2024

		Clubs							Membership							Member Strength		Cancellation		Reports			Finance	Leadership			
District Name	Status/ Number of Months in Status *	Active Clubs	Clubs in Status Quo	Total Clubs	% Status Quo in Financial Suspension	New Clubs	Cancelled Clubs	YTD Net Club Gain/Loss	Current Members In Clubs	Current Members In Status Quo Clubs	Current Total Members Count	YTD Add	YTD Drop	YTD NetGrowth (includes Active and Status Quo)	YTD NetGrowth% (includes Active and Status Quo)	Member Count 12 Months Ago	Average Member Count Per Club	% of Clubs with less than 20 members	Average Cancelled Club Age	Members Lost Due to Cancelled Clubs	% of Clubs Reporting Service	% No MMR in 3 Months	% No Officer Report in 12 months	% of Clubs with balance 90+ days	Number of Zone Chairs Recorded	Number of Region Chairs Recorded	District Officers Vacancies **
123	P	0	18	18	0%	0	0	0	0	170	170	0	0	0	0.00%	170	0	94%	0	0	0%	100%	100%	83%	0	0	2nd VDG, GLT, GMT, GST
		0	18	18	0%	0	0	0	0	170	170	0	0	0	0.00%	170	0	94%	0	0	0%	100%	100%	83%	0	0	




District Health Assessment for District 124 through December 2024

		Clubs							Membership							Member Strength		Cancellation		Reports			Finance	Leadership			
District Name	Status/ Number of Months in Status *	Active Clubs	Clubs in Status Quo	Total Clubs	% Status Quo Clubs in Financial Suspension	New Clubs	Cancelled Clubs	YTD Net Club Gain/ Loss	Current Members In Active Clubs	Current Members In Status Quo Clubs	Current Total Members Count	YTD Add	YTD Drop	YTD NetGrowth (includes Active and Status Quo)	YTD NetGrowth% (includes Active and Status Quo)	Member Count 12 Months Ago	Average Member Count Per Club	% of Clubs with less than 20 members	Average Cancelled Club Age	Members Lost Due to Cancelled Clubs	% of Clubs Reporting Service	% No MMR in 3 Months	% No Officer Report in 12 months	% of Clubs with balance 90+ days	Number of Zone Chairs Recorded	Number of Region Chairs Recorded	District Officers Vacancies **
124		83	0	83	0%	2	2	0	1665	0	1665	86	133	-47	-2.75%	1,607	20	51%	2	33	42%	51%	13%	2%	19	7	
		83	0	83	0%	2	2	0	1665	0	1665	86	133	-47	-2.75%	1,607	20	51%	2	33	42%	51%	13%	2%	19	7	




District Health Assessment for District 126 through December 2024

		Clubs							Membership							Member Strength		Cancellation		Reports			Finance	Leadership			
District Name	Status/ Number of Months in Status *	Active Clubs	Clubs in Status Quo	Total Clubs	% Status Quo Clubs in Financial Suspension	New Clubs	Cancelled Clubs	YTD Net Club Gain/Loss	Current Members In Clubs	Current Members In Status Quo Clubs	Current Total Members Count	YTD Add	YTD Drop	YTD NetGrowth (includes Active and Status Quo)	YTD NetGrowth% (includes Active and Status Quo)	Member Count 12 Months Ago	Average Member Count Per Club	% of Clubs with less than 20 members	Average Cancelled Club Age	Members Lost Due to Cancelled Clubs	% of Clubs Reporting Service	% No MMR in 3 Months	% No Officer Report in 12 months	% of Clubs with balance 90+ days	Number of Zone Chairs Recorded	Number of Region Chairs Recorded	District Officers Vacancies **
126	T(24)	56	0	56	0%	0	0	0	1136	0	1136	15	44	-29	-2.49%	1,100	20	48%	0	0	63%	61%	4%	5%	0	0	GST
		56	0	56	0%	0	0	0	1136	0	1136	15	44	-29	-2.49%	1,100	20	48%	0	0	63%	61%	4%	5%	0	0	



District Health Assessment for District 128 through December 2024

		Clubs							Membership							Member Strength		Cancellation		Reports			Finance	Leadership			
District Name	Status/ Number of Months in Status *	Active Clubs	Clubs in Status Quo	Total Clubs	% Status Quo in Financial Suspension	New Clubs	Cancelled Clubs	YTD Net Club Gain/Loss	Current Members In Active Clubs	Current Members In Status Quo Clubs	Current Total Members Count	YTD Add	YTD Drop	YTD NetGrowth (includes Active and Status Quo)	YTD NetGrowth% (includes Active and Status Quo)	Member Count 12 Months Ago	Average Member Count Per Club	% of Clubs with less than 20 members	Average Cancelled Club Age	Members Lost Due to Cancelled Clubs	% of Clubs Reporting Service	% No MMR in 3 Months	% No Officer Report in 12 months	% of Clubs with balance 90+ days	Number of Zone Chairs Recorded	Number of Region Chairs Recorded	District Officers Vacancies **
128	P	26	0	26	0%	0	1	-1	680	0	680	26	45	-19	-2.72%	668	26	27%	56	4	58%	46%	4%	31%	4	2	
		26	0	26	0%	0	1	-1	680	0	680	26	45	-19	-2.72%	668	26	27%	56	4	58%	46%	4%	31%	4	2	




District Health Assessment for District 129 through December 2024

Status/ District Name of Months in Status *		Clubs							Membership							Member Strength		Cancellation		Reports			Finance	Leadership			
		Active Clubs	Clubs in Status Quo	Total Clubs	% Status Quo Clubs in Financial Suspension	New Clubs	Cancelled Clubs	YTD Net Club Gain/ Loss	Current Members In Active Clubs	Current Members In Status Quo Clubs	Current Total Members Count	YTD Add	YTD Drop	YTD NetGrowth (includes Active and Status Quo)	YTD NetGrowth% (includes Active and Status Quo)	Member Count 12 Months Ago	Average Member Count Per Club	% of Clubs with less than 20 members	Average Cancelled Club Age	Members Lost Due to Cancelled Clubs	% of Clubs Reporting Service	% No MMR in 3 Months	% No Officer Report in 12 months	% of Clubs with balance 90+ days	Number of Zone Chairs Recorded	Number of Region Chairs Recorded	District Officers Vacancies **
129		61	0	61	0%	1	0	1	1536	0	1536	50	45	5	0.33%	1,459	25	25%	0	0	62%	49%	0%	3%	10	2	
		61	0	61	0%	1	0	1	1536	0	1536	50	45	5	0.33%	1,459	25	25%	0	0	62%	49%	0%	3%	10	2	




District Health Assessment for District 130 through December 2024

		Clubs							Membership							Member Strength		Cancellation		Reports			Finance	Leadership			
District Name	Status/ Number of Months in Status *	Active Clubs	Clubs in Status Quo	Total Clubs	% Status Quo in Financial Suspension	New Clubs	Cancelled Clubs	YTD Net Club Gain/Loss	Current Members In Active Clubs	Current Members In Status Quo Clubs	Current Total Members Count	YTD Add	YTD Drop	YTD NetGrowth (includes Active and Status Quo)	YTD NetGrowth% (includes Active and Status Quo)	Member Count 12 Months Ago	Average Member Count Per Club	% of Clubs with less than 20 members	Average Cancelled Club Age	Members Lost Due to Cancelled Clubs	% of Clubs Reporting Service	% No MMR in 3 Months	% No Officer Report in 12 months	% of Clubs with balance 90+ days	Number of Zone Chairs Recorded	Number of Region Chairs Recorded	District Officers Vacancies **
130	P	39	0	39	0%	1	0	1	720	0	720	35	60	-25	-3.36%	662	18	59%	0	0	46%	49%	0%	3%	8	1	
		39	0	39	0%	1	0	1	720	0	720	35	60	-25	-3.36%	662	18	59%	0	0	46%	49%	0%	3%	8	1	




District Health Assessment for District 131 through December 2024

		Clubs							Membership							Member Strength		Cancellation		Reports			Finance	Leadership			
District Name	Status/ Number of Months in Status *	Active Clubs	Clubs in Status Quo	Total Clubs	% Status Quo in Financial Suspension	New Clubs	Cancelled Clubs	YTD Net Club Gain/Loss	Current Members In Active Clubs	Current Members In Status Quo Clubs	Current Total Members Count	YTD Add	YTD Drop	YTD NetGrowth (includes Active and Status Quo)	YTD NetGrowth% (includes Active and Status Quo)	Member Count 12 Months Ago	Average Member Count Per Club	% of Clubs with less than 20 members	Average Cancelled Club Age	Members Lost Due to Cancelled Clubs	% of Clubs Reporting Service	% No MMR in 3 Months	% No Officer Report in 12 months	% of Clubs with balance 90+ days	Number of Zone Chairs Recorded	Number of Region Chairs Recorded	District Officers Vacancies **
131	P	36	0	36	0%	0	0	0	721	0	721	15	23	-8	-1.10%	722	20	50%	0	0	39%	67%	6%	0%	0	0	
		36	0	36	0%	0	0	0	721	0	721	15	23	-8	-1.10%	722	20	50%	0	0	39%	67%	6%	0%	0	0	




District Health Assessment for District 132 through December 2024

		Clubs							Membership							Member Strength		Cancellation		Reports			Finance	Leadership			
District Name	Status/ Number of Months in Status *	Active Clubs	Clubs in Status Quo	Total Clubs	% Status Quo in Financial Suspension	New Clubs	Cancelled Clubs	YTD Net Club Gain/Loss	Current Members In Active Clubs	Current Members In Status Quo Clubs	Current Total Members Count	YTD Add	YTD Drop	YTD NetGrowth (includes Active and Status Quo)	YTD NetGrowth% (includes Active and Status Quo)	Member Count 12 Months Ago	Average Member Count Per Club	% of Clubs with less than 20 members	Average Cancelled Club Age	Members Lost Due to Cancelled Clubs	% of Clubs Reporting Service	% No MMR in 3 Months	% No Officer Report in 12 months	% of Clubs with balance 90+ days	Number of Zone Chairs Recorded	Number of Region Chairs Recorded	District Officers Vacancies **
132	P	27	0	27	0%	0	1	-1	431	0	431	40	21	19	4.61%	434	16	63%	7	0	48%	56%	4%	0%	6	2	
		27	0	27	0%	0	1	-1	431	0	431	40	21	19	4.61%	434	16	63%	7	0	48%	56%	4%	0%	6	2	




District Health Assessment for District 133 through December 2024

		Clubs							Membership							Member Strength		Cancellation		Reports			Finance	Leadership			
District Name	Status/ Number of Months in Status *	Active Clubs	Clubs in Status Quo	Total Clubs	% Status Quo Clubs in Financial Suspension	New Clubs	Cancelled Clubs	YTD Net Club Gain/ Loss	Current Members In Active Clubs	Current Members In Status Quo Clubs	Current Total Members Count	YTD Add	YTD Drop	YTD NetGrowth (includes Active and Status Quo)	YTD NetGrowth% (includes Active and Status Quo)	Member Count 12 Months Ago	Average Member Count Per Club	% of Clubs with less than 20 members	Average Cancelled Club Age	Members Lost Due to Cancelled Clubs	% of Clubs Reporting Service	% No MMR in 3 Months	% No Officer Report in 12 months	% of Clubs with balance 90+ days	Number of Zone Chairs Recorded	Number of Region Chairs Recorded	District Officers Vacancies **
133		85	0	85	0%	0	3	-3	1838	0	1838	58	119	-61	-3.21%	1,902	22	54%	42	52	12%	68%	2%	1%	0	0	
		85	0	85	0%	0	3	-3	1838	0	1838	58	119	-61	-3.21%	1,902	22	54%	42	52	12%	68%	2%	1%	0	0	



District Health Assessment for District 134 through December 2024

		Clubs							Membership							Member Strength		Cancellation		Reports			Finance	Leadership			
District Name	Status/ Number of Months in Status *	Active Clubs	Clubs in Status Quo	Total Clubs	% Status Quo Clubs in Financial Suspension	New Clubs	Cancelled Clubs	YTD Net Club Gain/Loss	Current Members In Active Clubs	Current Members In Status Quo Clubs	Current Total Members Count	YTD Add	YTD Drop	YTD NetGrowth (includes Active and Status Quo)	YTD NetGrowth% (includes Active and Status Quo)	Member Count 12 Months Ago	Average Member Count Per Club	% of Clubs with less than 20 members	Average Cancelled Club Age	Members Lost Due to Cancelled Clubs	% of Clubs Reporting Service	% No MMR in 3 Months	% No Officer Report in 12 months	% of Clubs with balance 90+ days	Number of Zone Chairs Recorded	Number of Region Chairs Recorded	District Officers Vacancies **
134	P	33	6	39	0%	11	0	11	782	132	914	323	12	311	51.58%	575	24	21%	0	0	5%	59%	15%	15%	3	0	
		33	6	39	0%	11	0	11	782	132	914	323	12	311	51.58%	575	28	21%	0	0	5%	59%	15%	15%	3	0	



District Health Assessment for Ident 5787 - MALTA - UND through December 2024

Status/ District Name		Clubs							Membership							Member Strength		Cancellation		Reports			Finance	Leadership			
		Active Clubs	Clubs in Status Quo	Total Clubs	% Status Quo Clubs in Financial Suspension	New Clubs	Cancelled Clubs	YTD Net Club Gain/Loss	Current Members In Active Clubs	Current Members In Status Quo Clubs	Current Total Members Count	YTD Add	YTD Drop	YTD NetGrowth (includes Active and Status Quo)	YTD NetGrowth% (includes Active and Status Quo)	Member Count 12 Months Ago	Average Member Count Per Club	% of Clubs with less than 20 members	Average Cancelled Club Age	Members Lost Due to Cancelled Clubs	% of Clubs Reporting Service	% No MMR in 3 Months	% No Officer Report in 12 months	% of Clubs with balance 90+ days	Number of Zone Chairs Recorded	Number of Region Chairs Recorded	District Officers Vacancies **
Ident 5787 - MALTA		3	0	3	0%	0	0	0	109	0	109	12	1	11	11.22%	96	36	33%	0	0	67%	33%	33%	0%	0	0	
		3	0	3	0%	0	0	0	109	0	109	12	1	11	11.22%	96	36	33%	0	0	67%	33%	33%	0%	0	0	



District Health Assessment for Ident 5795 - PRINCIPAT D'ANDORRA - UND through December 2024

Status/ District Name of Months in Status *		Clubs							Membership							Member Strength		Cancellation		Reports			Finance	Leadership			
		Active Clubs	Clubs in Status Quo	Total Clubs	% Status Quo in Financial Suspension	New Clubs	Cancelled Clubs	YTD Net Club Gain/ Loss	Current Members In Active Clubs	Current Members In Status Quo Clubs	Current Total Members Count	YTD Add	YTD Drop	YTD NetGrowth (includes Active and Status Quo)	YTD NetGrowth%	Member Count 12 Months Ago	Average Member Count Per Club	% of Clubs with less than 20 members	Average Cancelled Club Age	Members Lost Due to Cancelled Clubs	% of Clubs Reporting Service	% No MMR in 3 Months	% No Officer Report in 12 months	% of Clubs with balance 90+ days	Number of Zone Chairs Recorded	Number of Region Chairs Recorded	District Officers Vacancies **
Ident 5795 - PRINCIPAT D'ANDORRA		1	0	1	0%	0	0	0	31	0	31	0	0	0	0.00%	29	31	0%	0	0	0%	100%	0%	0%	0	0	
		1	0	1	0%	0	0	0	31	0	31	0	0	0	0.00%	29	31	0%	0	0	0%	100%	0%	0%	0	0	




District Health Assessment for Ident 5811 - BOSNIA & HERZEGOVINA - UND through December 2024

Status/ District Name of Months in Status *		Clubs							Membership							Member Strength		Cancellation		Reports			Finance		Leadership		
		Active Clubs	Clubs in Status Quo	Total Clubs	% Status Quo in Financial Suspension	New Clubs	Cancelled Clubs	YTD Net Club Gain/ Loss	Current Members In Active Clubs	Current Members In Status Quo Clubs	Current Total Members Count	YTD Add	YTD Drop	YTD NetGrowth (includes Active and Status Quo)	YTD NetGrowth% (includes Active and Status Quo)	Member Count 12 Months Ago	Average Member Count Per Club	% of Clubs with less than 20 members	Average Cancelled Club Age	Members Lost Due to Cancelled Clubs	% of Clubs Reporting Service	% No MMR in 3 Months	% No Officer Report in 12 months	% of Clubs with balance 90+ days	Number of Zone Chairs Recorded	Number of Region Chairs Recorded	District Officers Vacancies **
Ident 5811 - BOSNIA & HERZEGOVINA		4	0	4	0%	0	0	0	71	0	71	1	0	1	1.43%	78	18	75%	0	0	25%	75%	0%	0%	0	0	
		4	0	4	0%	0	0	0	71	0	71	1	0	1	1.43%	78	18	75%	0	0	25%	75%	0%	0%	0	0	



District Health Assessment for Ident 5815 - REPUBLIC OF MONTENEGRO - UND through December 2024

<div></div> <div>Status/ District Name of Months in Status *</div>		Clubs							Membership							Member Strength		Cancellation		Reports			Finance	Leadership		
		Active Clubs	Clubs in Status Quo	Total Clubs	% Status Quo in Financial Suspension	New Clubs	Cancelled Clubs	YTD Net Club Gain/ Loss	Current Members In Active Clubs	Current Members In Status Quo Clubs	Current Total Members Count	YTD Add	YTD Drop	YTD NetGrowth (includes Active and Status Quo)	YTD NetGrowth% (includes Active and Status Quo)	Member Count 12 Months Ago	Average Member Count Per Club	% of Clubs with less than 20 members	Average Cancelled Club Age	Members Lost Due to Cancelled Clubs	% of Clubs Reporting Service	% No MMR in 3 Months	% No Officer Report in 12 months	% of Clubs with balance 90+ days	Number of Zone Chairs Recorded	Number of Region Chairs Recorded
Ident 5815 - REPUBLIC OF MONTENEGRO		2	0	2	0%	0	0	44	0	44	2	1	1	2.33%	42	22	0%	0	0	50%	50%	0%	0%	0	0	
		2	0	2	0%	0	0	44	0	44	2	1	1	2.33%	42	22	0%	0	0	50%	50%	0%	0%	0	0	




District Health Assessment for Ident 5823 - REP OF TAJIKISTAN - UND through December 2024

Status/ District Name of Months in Status *		Clubs							Membership							Member Strength		Cancellation		Reports			Finance	Leadership			
		Active Clubs	Clubs in Status Quo	Total Clubs	% Status Quo in Financial Suspension	New Clubs	Cancelled Clubs	YTD Net Club Gain/ Loss	Current Members In Active Clubs	Current Members In Status Quo Clubs	Current Total Members Count	YTD Add	YTD Drop	YTD NetGrowth (includes Active and Status Quo)	YTD NetGrowth% (includes Active and Status Quo)	Member Count 12 Months Ago	Average Member Count Per Club	% of Clubs with less than 20 members	Average Cancelled Club Age	Members Lost Due to Cancelled Clubs	% of Clubs Reporting Service	% No MMR in 3 Months	% No Officer Report in 12 months	% of Clubs with balance 90+ days	Number of Zone Chairs Recorded	Number of Region Chairs Recorded	District Officers Vacancies **
Ident 5823 - REP OF TAJIKISTAN		1	0	1	0%	0	1	-1	20	0	20	0	18	-18	-47.37%	0	20	0%	2	18	100%	100%	0%	0%	0	0	
		1	0	1	0%	0	1	-1	20	0	20	0	18	-18	-47.37%	0	20	0%	2	18	100%	100%	0%	0%	0	0	



District Health Assessment for Ident 5827 - REP OF GEORGIA - UND through December 2024

<div></div> <div>Status/ District Name of Months in Status *</div>		Clubs							Membership							Member Strength		Cancellation		Reports			Finance	Leadership			
		Active Clubs	Clubs in Status Quo	Total Clubs	% Status Quo Clubs in Financial Suspension	New Clubs	Cancelled Clubs	YTD Net Club Gain/ Loss	Current Members In Active Clubs	Current Members In Status Quo Clubs	Current Total Members Count	YTD Add	YTD Drop	YTD NetGrowth (includes Active and Status Quo)	YTD NetGrowth% (includes Active and Status Quo)	Member Count 12 Months Ago	Average Member Count Per Club	% of Clubs with less than 20 members	Average Cancelled Club Age	Members Lost Due to Cancelled Clubs	% of Clubs Reporting Service	% No MMR in 3 Months	% No Officer Report in 12 months	% of Clubs with balance 90+ days	Number of Zone Chairs Recorded	Number of Region Chairs Recorded	District Officers Vacancies **
Ident 5827 - REP OF GEORGIA		15	0	15	0%	0	0	0	234	0	234	0	0	0	0.00%	233	16	47%	0	0	0%	100%	93%	7%	0	0	
		15	0	15	0%	0	0	0	234	0	234	0	0	0	0.00%	233	16	47%	0	0	0%	100%	93%	7%	0	0	




District Health Assessment for Ident 5831 - REP OF KYRGYZSTAN - UND through December 2024

Status/ District Name		Clubs							Membership							Member Strength		Cancellation		Reports			Finance		Leadership		
		Active Clubs	Clubs in Status Quo	Total Clubs	% Status Quo Clubs in Financial Suspension	New Clubs	Cancelled Clubs	YTD Net Club Gain/Loss	Current Members In Active Clubs	Current Members In Status Quo Clubs	Current Total Members Count	YTD Add	YTD Drop	YTD NetGrowth (includes Active and Status Quo)	YTD NetGrowth% (includes Active and Status Quo)	Member Count 12 Months Ago	Average Member Count Per Club	% of Clubs with less than 20 members	Average Cancelled Club Age	Members Lost Due to Cancelled Clubs	% of Clubs Reporting Service	% No MMR in 3 Months	% No Officer Report in 12 months	% of Clubs with balance 90+ days	Number of Zone Chairs Recorded	Number of Region Chairs Recorded	District Officers Vacancies **
Ident 5831 - REP OF KYRGYZSTAN		0	0	0	0%	0	1	-1	0	0	0	0	6	-6	-100.00%	0	0	0%	13	6	0%	0%	0%	0%	0	0	
		0	0	0	0%	0	1	-1	0	0	0	0	6	-6	-100.00%	0	0	0%	13	6	0%	0%	0%	0%	0	0	



District Health Assessment for Ident 5835 - ALBANIA - UND through December 2024

<div></div> <div>Status/ District Name of Months in Status *</div>		Clubs							Membership							Member Strength		Cancellation		Reports			Finance	Leadership		
		Active Clubs	Clubs in Status Quo	Total Clubs	% Status Quo in Financial Suspension	New Clubs	Cancelled Clubs	YTD Net Club Gain/ Loss	Current Members In Active Clubs	Current Members In Status Quo Clubs	Current Total Members Count	YTD Add	YTD Drop	YTD NetGrowth (includes Active and Status Quo)	YTD NetGrowth% (includes Active and Status Quo)	Member Count 12 Months Ago	Average Member Count Per Club	% of Clubs with less than 20 members	Average Cancelled Club Age	Members Lost Due to Cancelled Clubs	% of Clubs Reporting Service	% No MMR in 3 Months	% No Officer Report in 12 months	% of Clubs with balance 90+ days	Number of Zone Chairs Recorded	Number of Region Chairs Recorded
Ident 5835 - ALBANIA		2	0	2	0%	0	0	37	0	37	1	0	1	2.78%	36	19	100%	0	0	0%	50%	50%	100%	0	0	
		2	0	2	0%	0	0	37	0	37	1	0	1	2.78%	36	19	100%	0	0	0%	50%	50%	100%	0	0	



District Health Assessment for Ident 5839 - BELARUS REP. - UND through December 2024

Status/ District Name of Months in Status *		Clubs							Membership							Member Strength		Cancellation		Reports			Finance		Leadership		
		Active Clubs	Clubs in Status Quo	Total Clubs	% Status Quo Clubs in Financial Suspension	New Clubs	Cancelled Clubs	YTD Net Club Gain/ Loss	Current Members In Active Clubs	Current Members In Status Quo Clubs	Current Total Members Count	YTD Add	YTD Drop	YTD NetGrowth (includes Active and Status Quo)	YTD NetGrowth% (includes Active and Status Quo)	Member Count 12 Months Ago	Average Member Count Per Club	% of Clubs with less than 20 members	Average Cancelled Club Age	Members Lost Due to Cancelled Clubs	% of Clubs Reporting Service	% No MMR in 3 Months	% No Officer Report in 12 months	% of Clubs with balance 90+ days	Number of Zone Chairs Recorded	Number of Region Chairs Recorded	District Officers Vacancies **
Ident 5839 - BELARUS REP.		0	3	3	0%	0	0	0	40	40	0	0	0	0.00%	40	0	100%	0	0	0%	100%	100%	33%	0	0		
		0	3	3	0%	0	0	0	40	40	0	0	0	0.00%	40	0	100%	0	0	0%	100%	100%	33%	0	0		



District Health Assessment for Ident 5851 - REP OF SAN MARINO - UND through December 2024

Status/ District Name of Months in Status *		Clubs							Membership							Member Strength		Cancellation		Reports			Finance	Leadership		
		Active Clubs	Clubs in Status Quo	Total Clubs	% Status Quo in Financial Suspension	New Clubs	Cancelled Clubs	YTD Net Club Gain/ Loss	Current Members In Active Clubs	Current Members In Status Quo Clubs	Current Total Members Count	YTD Add	YTD Drop	YTD NetGrowth (includes Active and Status Quo)	YTD NetGrowth% (includes Active and Status Quo)	Member Count 12 Months Ago	Average Member Count Per Club	% of Clubs with less than 20 members	Average Cancelled Club Age	Members Lost Due to Cancelled Clubs	% of Clubs Reporting Service	% No MMR in 3 Months	% No Officer Report in 12 months	% of Clubs with balance 90+ days	Number of Zone Chairs Recorded	Number of Region Chairs Recorded
Ident 5851 - REP OF SAN MARINO		1	0	1	0%	0	0	40	0	40	0	1	-1	-2.44%	40	40	0%	0	0	0%	0%	0%	0%	0	0	
		1	0	1	0%	0	0	40	0	40	0	1	-1	-2.44%	40	40	0%	0	0	0%	0%	0%	0%	0	0	



District Health Assessment for Ident 5863 - REP OF MOLDOVA - UND through December 2024

Status/ District Name of Months in Status *		Clubs							Membership							Member Strength		Cancellation		Reports			Finance	Leadership			
		Active Clubs	Clubs in Status Quo	Total Clubs	% Status Quo in Financial Suspension	New Clubs	Cancelled Clubs	YTD Net Club Gain/ Loss	Current Members In Active Clubs	Current Members In Status Quo Clubs	Current Total Members Count	YTD Add	YTD Drop	YTD NetGrowth (includes Active and Status Quo)	YTD NetGrowth% (includes Active and Status Quo)	Member Count 12 Months Ago	Average Member Count Per Club	% of Clubs with less than 20 members	Average Cancelled Club Age	Members Lost Due to Cancelled Clubs	% of Clubs Reporting Service	% No MMR in 3 Months	% No Officer Report in 12 months	% of Clubs with balance 90+ days	Number of Zone Chairs Recorded	Number of Region Chairs Recorded	District Officers Vacancies **
Ident 5863 - REP OF MOLDOVA		7	0	7	0%	0	0	0	132	0	132	0	0	0	0.00%	115	19	57%	0	0	0%	100%	29%	0%	0	0	
		7	0	7	0%	0	0	0	132	0	132	0	0	0	0.00%	115	19	57%	0	0	0%	100%	29%	0%	0	0	




District Health Assessment for Ident 5867 - PRIN OF MONACO - UND through December 2024

Status/ District Name of Months in Status *		Clubs							Membership							Member Strength		Cancellation		Reports			Finance	Leadership			
		Active Clubs	Clubs in Status Quo	Total Clubs	% Status Quo in Financial Suspension	New Clubs	Cancelled Clubs	YTD Net Club Gain/ Loss	Current Members In Active Clubs	Current Members In Status Quo Clubs	Current Total Members Count	YTD Add	YTD Drop	YTD NetGrowth (includes Active and Status Quo)	YTD NetGrowth% (includes Active and Status Quo)	Member Count 12 Months Ago	Average Member Count Per Club	% of Clubs with less than 20 members	Average Cancelled Club Age	Members Lost Due to Cancelled Clubs	% of Clubs Reporting Service	% No MMR in 3 Months	% No Officer Report in 12 months	% of Clubs with balance 90+ days	Number of Zone Chairs Recorded	Number of Region Chairs Recorded	District Officers Vacancies **
Ident 5867 - PRIN OF MONACO		1	0	1	0%	0	0	0	30	0	30	6	11	-5	-14.29%	35	30	0%	0	0	0%	0%	0%	0%	0	0	
		1	0	1	0%	0	0	0	30	0	30	6	11	-5	-14.29%	35	30	0%	0	0	0%	0%	0%	0%	0	0	



District Health Assessment for Ident 5875 - GIBRALTAR - UND through December 2024

		Clubs							Membership							Member Strength		Cancellation		Reports			Finance		Leadership		
District Name	Status/ Number of Months in Status *	Active Clubs	Clubs in Status Quo	Total Clubs	% Status Quo Clubs in Financial Suspension	New Clubs	Cancelled Clubs	YTD Net Club Gain/Loss	Current Members In Active Clubs	Current Members In Status Quo Clubs	Current Total Members Count	YTD Add	YTD Drop	YTD NetGrowth (includes Active and Status Quo)	YTD NetGrowth% (includes Active and Status Quo)	Member Count 12 Months Ago	Average Member Count Per Club	% of Clubs with less than 20 members	Average Cancelled Club Age	Members Lost Due to Cancelled Clubs	% of Clubs Reporting Service	% No MMR in 3 Months	% No Officer Report in 12 months	% of Clubs with balance 90+ days	Number of Zone Chairs Recorded	Number of Region Chairs Recorded	District Officers Vacancies **
Ident 5875 - GIBRALTAR		1	0	1	0%	0	0	0	16	0	16	0	1	-1	-5.88%	16	16	100%	0	0	100%	0%	0%	0%	0	0	
		1	0	1	0%	0	0	0	16	0	16	0	1	-1	-5.88%	16	16	100%	0	0	100%	0%	0%	0%	0	0	



District Health Assessment for Ident 5891 - REP OF LATVIA - UND through December 2024

Status/ District Name of Months in Status *		Clubs							Membership							Member Strength		Cancellation		Reports			Finance		Leadership		
		Active Clubs	Clubs in Status Quo	Total Clubs	% Status Quo Clubs in Financial Suspension	New Clubs	Cancelled Clubs	YTD Net Club Gain/ Loss	Current Members In Active Clubs	Current Members In Status Quo Clubs	Current Total Members Count	YTD Add	YTD Drop	YTD NetGrowth (includes Active and Status Quo)	YTD NetGrowth% (includes Active and Status Quo)	Member Count 12 Months Ago	Average Member Count Per Club	% of Clubs with less than 20 members	Average Cancelled Club Age	Members Lost Due to Cancelled Clubs	% of Clubs Reporting Service	% No MMR in 3 Months	% No Officer Report in 12 months	% of Clubs with balance 90+ days	Number of Zone Chairs Recorded	Number of Region Chairs Recorded	District Officers Vacancies **
Ident 5891 - REP OF LATVIA		5	0	5	0%	0	1	-1	23	0	23	0	11	-11	-32.35%	33	5	100%	32	6	0%	60%	0%	0%	0	0	
		5	0	5	0%	0	1	-1	23	0	23	0	11	-11	-32.35%	33	5	100%	32	6	0%	60%	0%	0%	0	0	



District Health Assessment for Ident 5911 - REPUBLIC OF KOSOVO - UND through December 2024

Status/ District Number Name of Months in Status *		Clubs							Membership							Member Strength		Cancellation		Reports			Finance		Leadership		
		Active Clubs	Clubs in Status Quo	Total Clubs	% Status Quo Clubs in Financial Suspension	New Clubs	Cancelled Clubs	YTD Net Club Gain/Loss	Current Members In Active Clubs	Current Members In Status Quo Clubs	Current Total Members Count	YTD Add	YTD Drop	YTD NetGrowth (includes Active and Status Quo)	YTD NetGrowth% (includes Active and Status Quo)	Member Count 12 Months Ago	Average Member Count Per Club	% of Clubs with less than 20 members	Average Cancelled Club Age	Members Lost Due to Cancelled Clubs	% of Clubs Reporting Service	% No MMR in 3 Months	% No Officer Report in 12 months	% of Clubs with balance 90+ days	Number of Zone Chairs Recorded	Number of Region Chairs Recorded	District Officers Vacancies **
Ident 5911 - REPUBLIC OF KOSOVO		5	0	5	0%	0	0	0	87	0	87	0	14	-14	-13.86%	114	17	80%	0	0	20%	20%	0%	20%	0	0	
		5	0	5	0%	0	0	0	87	0	87	0	14	-14	-13.86%	114	17	80%	0	0	20%	20%	0%	20%	0	0	




District Health Assessment for Ident 5915 - ARMENIA - UND through December 2024

Status/ District Name		Clubs							Membership							Member Strength		Cancellation		Reports			Finance		Leadership		
		Active Clubs	Clubs in Status Quo	Total Clubs	% Status Quo Clubs in Financial Suspension	New Clubs	Cancelled Clubs	YTD Net Club Gain/Loss	Current Members In Active Clubs	Current Members In Status Quo Clubs	Current Total Members Count	YTD Add	YTD Drop	YTD NetGrowth (includes Active and Status Quo)	YTD NetGrowth% (includes Active and Status Quo)	Member Count 12 Months Ago	Average Member Count Per Club	% of Clubs with less than 20 members	Average Cancelled Club Age	Members Lost Due to Cancelled Clubs	% of Clubs Reporting Service	% No MMR in 3 Months	% No Officer Report in 12 months	% of Clubs with balance 90+ days	Number of Zone Chairs Recorded	Number of Region Chairs Recorded	District Officers Vacancies **
Ident 5915 - ARMENIA		0	3	3	0%	0	0	0	0	27	27	0	0	0	0.00%	27	0	100%	0	0	0%	100%	100%	100%	0	0	
		0	3	3	0%	0	0	0	0	27	27	0	0	0	0.00%	27	0	100%	0	0	0%	100%	100%	100%	0	0	



District Health Assessment for Ident 5931 - KAZAKHSTAN - UND through December 2024

		Clubs							Membership							Member Strength		Cancellation		Reports			Finance	Leadership			
District Name	Status/ Number of Months in Status *	Active Clubs	Clubs in Status Quo	Total Clubs	% Status Quo Clubs in Financial Suspension	New Clubs	Cancelled Clubs	YTD Net Club Gain/Loss	Current Members In Active Clubs	Current Members In Status Quo Clubs	Current Total Members Count	YTD Add	YTD Drop	YTD NetGrowth (includes Active and Status Quo)	YTD NetGrowth% (includes Active and Status Quo)	Member Count 12 Months Ago	Average Member Count Per Club	% of Clubs with less than 20 members	Average Cancelled Club Age	Members Lost Due to Cancelled Clubs	% of Clubs Reporting Service	% No MMR in 3 Months	% No Officer Report in 12 months	% of Clubs with balance 90+ days	Number of Zone Chairs Recorded	Number of Region Chairs Recorded	District Officers Vacancies **
Ident 5931 - KAZAKHSTAN		10	0	10	0%	0	0	0	246	0	246	20	4	16	6.96%	209	25	30%	0	0	40%	30%	0%	0%	0	0	
		10	0	10	0%	0	0	0	246	0	246	20	4	16	6.96%	209	25	30%	0	0	40%	30%	0%	0%	0	0	



District Health Assessment for Ident 5935 - SERBIA - UND through December 2024

Status/ District Name of Months in Status *		Clubs							Membership							Member Strength		Cancellation		Reports			Finance	Leadership			
		Active Clubs	Clubs in Status Quo	Total Clubs	% Status Quo Clubs in Financial Suspension	New Clubs	Cancelled Clubs	YTD Net Club Gain/ Loss	Current Members In Active Clubs	Current Members In Status Quo Clubs	Current Total Members Count	YTD Add	YTD Drop	YTD NetGrowth (includes Active and Status Quo)	YTD NetGrowth% (includes Active and Status Quo)	Member Count 12 Months Ago	Average Member Count Per Club	% of Clubs with less than 20 members	Average Cancelled Club Age	Members Lost Due to Cancelled Clubs	% of Clubs Reporting Service	% No MMR in 3 Months	% No Officer Report in 12 months	% of Clubs with balance 90+ days	Number of Zone Chairs Recorded	Number of Region Chairs Recorded	District Officers Vacancies **
Ident 5935 - SERBIA		4	0	4	0%	0	1	-1	48	0	48	5	13	-8	-14.29%	53	12	75%	5	7	25%	25%	25%	0%	0	0	
		4	0	4	0%	0	1	-1	48	0	48	5	13	-8	-14.29%	53	12	75%	5	7	25%	25%	25%	0%	0	0	

* - District Status: P - Provisional, T - Transitional.

** - District Officers Vacancies: DG - District Governor, 1st VDG - First Vice District Governor, 2nd VDG - Second Vice District Governor.